


Bleed Valves and Purge Valves



Bleed Valves

- Working pressures up to 10 000 psig (689 bar)
- Temperatures up to 850°F (454°C)
- 316 stainless steel, carbon steel, alloy 400, or alloy C-276 materials



Purge Valves

- Working pressures up to 4000 psig (275 bar)
- Temperatures up to 600°F (315°C)
- 316 stainless steel, brass, or carbon steel materials

Bleed Valves

Swagelok bleed valves can be used on instrumentation devices such as multivalve manifolds or gauge valves to vent signal line pressure to atmosphere before removal of an instrument or to assist in calibration of control devices.

- Compact for convenient installation
- Male NPT and SAE end connections
- Orifice of 0.125 in. (3.2 mm); flow coefficient (C_v) of 0.25

Materials of Construction

Component	Valve Body Materials			
	316 SS	Steel	Alloy 400	Alloy C-276
	Material Grade/ASTM Specification			
Stem	Chrome-plated 316 SS/A276		Alloy 400/ B164	Alloy C-276/ B574
Body ^①	316 SS/A479	1018 ^② /A108		
Back stop screw	316 SS		Alloy 400	
Vent tube	316 SS/A269		Alloy 400/B165	
Lubricant	Nickel antiseize, hydrocarbon carrier			

Wetted components listed in *italics*.

① Male SAE body has fluorocarbon FKM O-ring.

② Carbon steel bodies are plated with cadmium yellow dichromate for corrosion resistance.

Pressure-Temperature Ratings^①

Material	316 SS	Steel	Alloy 400	Alloy C-276
Temperature, °F (°C)	Working Pressure, psig (bar)			
-65 (-53) to 100 (37)	10 000 (689)	10 000 (689)	10 000 (689)	10 000 (689)
	200 (93)	9 110 (627)	8 800 (606)	9 120 (628)
	300 (148)	8 390 (578)	8 240 (567)	8 425 (580)
	400 (204)	7 705 (530)	7 960 (548)	7 800 (537)
450 (232)	7 435 (512)	8 315 (572)	7 940 (547)	7 545 (519)
	500 (260)	—	7 920 (545)	7 290 (502)
	600 (315)	—	—	6 850 (471)
	650 (343)	—	—	6 665 (459)
700 (371)	6 480 (446)	—	—	6 520 (449)
	750 (398)	—	—	6 375 (439)
	800 (426)	—	—	6 265 (431)
	850 (454)	—	—	6 155 (424)

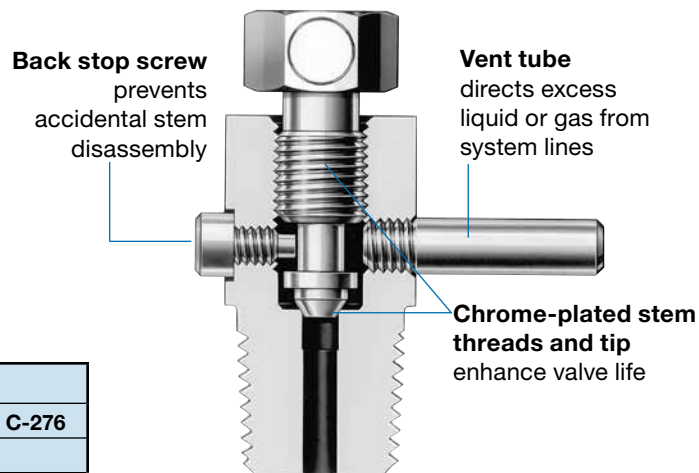
① Ratings based on all metal seals. Ratings limited to:

- -20°F (-28°C) min with steel.
- 450°F (232°C) max with SAE end connections using fluorocarbon FKM O-rings.
- 4568 psig (314 bar) max with SAE end connections.

Testing

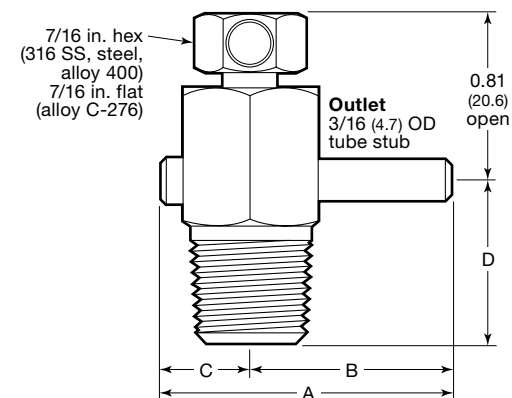
Every Swagelok bleed valve is factory tested with nitrogen at 1000 psig (69 bar). Seats have a maximum allowable leak rate of 0.1 std cm³/min. Shell testing is performed to a requirement of no detectable leakage with a liquid leak detector.

⚠ When installing a Swagelok bleed valve, position the vent tube to direct system fluid away from operating personnel. Always open bleed valves slowly. These valves contain no packing, so some fluid weepage will occur when the valves are opened. Operating personnel must protect themselves from exposure to system fluids.



Dimensions

Dimensions, in inches (millimeters), are for reference only and are subject to change.



Inlet End Connection		Ordering Number	Dimensions, in. (mm)			
Type	Size		A	B	C	D
Male NPT	1/8 in.	SS-BVM2	1.34 (34.0)	0.94 (23.9)	0.41 (10.4)	0.75 (19.1)
	1/4 in.	SS-BVM4	1.47 (37.3)	1.03 (26.2)	0.44 (11.2)	0.88 (22.4)
	3/8 in.	SS-BVM6	1.47 (37.3)	1.03 (26.2)	0.44 (11.2)	0.88 (22.4)
	1/2 in.	SS-BVM8	1.47 (37.3)	1.03 (26.2)	0.44 (11.2)	0.88 (22.4)
Male SAE ^①	1/4 in., 7/16-20	SS-BVST4	1.34 (34.0)	0.94 (23.9)	0.41 (10.4)	0.69 (17.5)
	1/2 in., 3/4-16	SS-BVST8	1.47 (37.3)	1.03 (26.2)	0.44 (11.2)	0.63 (16.0)
Male ISO ^②	1/4 in.	SS-BVM4RT	1.34 (34.0)	0.94 (23.9)	0.41 (10.4)	0.75 (19.1)
	1/2 in.	SS-BVM8RT	1.50 (38.1)	1.06 (26.9)	0.44 (11.2)	0.92 (23.4)

① Adapts to SAE straight thread boss and SAE J1926/1 boss.

② See specifications ISO7/1, BS EN 10226-1, DIN-2999, JIS B0203.

Ordering Information

Select an ordering number.

To order other valve body materials, replace **SS** in the ordering number with **S** for carbon steel, **M** for alloy 400, or **HC** for alloy C-276.

Example: **S-BVM2**

Purge Valves

Swagelok purge valves are manual bleed, vent, or drain valves. The knurled cap is permanently assembled to the valve body for safety. One-quarter turn with a wrench from finger-tight obtains leak-tight closure on first makeup. Snugging with a wrench ensures closure to the rated pressure with subsequent makeups.

- Compact for convenient installation
- NPT, SAE, Swagelok tube fitting, and tube adapter end connections

Materials of Construction

Component	Valve Body Materials		
	316 SS	Brass	Steel
	Material Grade/ASTM Specification		
Cap	316 SS/A479	Brass 360/B16	Cadmium-plated 12L14/A108
Body ^①			Zinc-plated 12L14/A108
Poppet, ball ^②	316 SS/A276		
Spring	302 SS/A313		
Lubricant	Molybdenum disulfide-based paste		

Wetted components listed in *italics*.

① Male SAE body has fluorocarbon FKM O-ring.

② 316 SS valves contain a poppet; brass and carbon steel valves contain a ball.

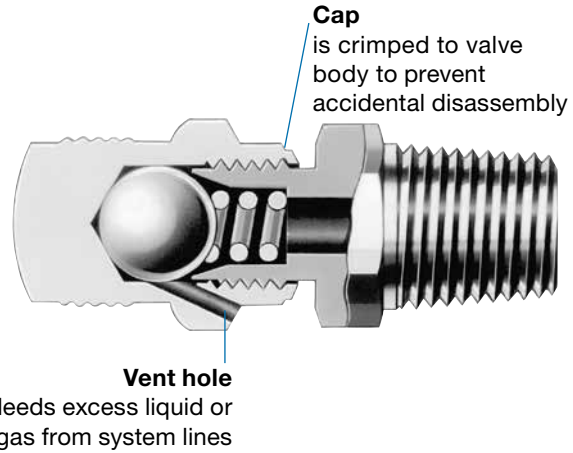
Pressure-Temperature Ratings^①

ASME Class	1660	N/A	
Material Group	2.2	N/A	
Material Name	316 SS	Brass	Steel
Temperature, °F (°C)	Working Pressure, psig (bar)		
-65 (-53) to	100 (37)	4000 (275)	3000 (206)
	150 (65)	3720 (256)	3000 (206)
	200 (93)	3440 (237)	2600 (179)
	300 (148)	3105 (213)	2210 (152)
	350 (176)	2975 (204)	1480 (101)
400 (204)	2850 (196)	740 (50.9)	—
	450 (232)	2750 (189)	—
	500 (260)	2650 (182)	—
	600 (315)	2500 (172)	—

① Ratings limited to:

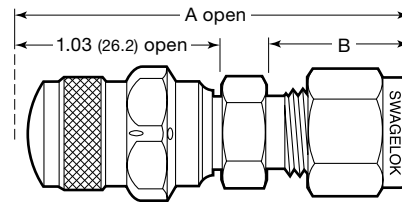
- -20°F (-28°C) min with steel.
- 450°F (232°C) max with SAE end connections using fluorocarbon FKM O-rings.

⚠ When installing a Swagelok purge valve, position the vent hole to direct system fluid away from operating personnel. The vent hole rotates with the cap, changing the direction of discharge as the cap is turned. Always open purge valves slowly. These valves contain no packing, so some fluid weepage will occur when the valves are opened. Operating personnel must protect themselves from exposure to system fluids.



Dimensions

Dimensions, in inches (millimeters), are for reference only and are subject to change.



Inlet End Connection		Ordering Number	Dimensions, in. (mm)	
Type	Size		A	B
Female NPT	1/8 in.	SS-4PF2	1.56 (39.6)	0.53 (13.5)
	1/4 in.	SS-4P-4F	1.75 (44.4)	0.72 (18.3)
	3/8 in.	SS-4PF6	1.81 (46.0)	0.78 (19.8)
	1/2 in.	SS-4PF8	1.98 (50.3)	0.97 (24.6)
Male NPT	1/8 in.	SS-4P-2M	1.62 (41.1)	0.38 (9.7)
	1/4 in.	SS-4P-4M	1.81 (46.0)	0.56 (14.2)
	3/8 in.	SS-4P-6M	1.84 (46.7)	0.75 (19.1)
	1/2 in.	SS-4PM8	2.09 (53.1)	0.75 (19.1)
Male SAE ^①	1/4 in., 7/16-20	SS-4PST4	1.69 (42.9)	0.38 (9.7)
	1/2 in., 3/4-16	SS-4PST8	1.81 (46.0)	0.44 (11.2)
Male ISO ^②	1/8 in.	SS-4PM2RT	1.62 (41.1)	0.38 (9.7)
Swagelok tube fitting	1/8 in.	SS-4P-2	1.84 (46.7)	0.59 (15.0)
	1/4 in.	SS-4P-4	1.94 (49.3)	0.69 (17.5)
	3/8 in.	SS-4PS6	2.03 (51.6)	0.75 (19.1)
	1/2 in.	SS-4PS8	2.19 (55.6)	0.88 (22.4)
	6 mm	SS-4PS6MM	1.94 (49.3)	0.69 (17.5)
	8 mm	SS-4PS8MM	2.00 (50.8)	0.72 (18.3)
Tube adapter	1/4 in.	SS-4P-4T	1.87 (47.5)	0.63 (16.0)
	3/8 in.	SS-4P-6T	1.94 (49.3)	0.69 (17.5)
	1/2 in.	SS-4PT8	2.15 (54.6)	0.91 (23.1)

Dimensions shown with Swagelok nuts finger-tight, where applicable.

① Adapts to SAE straight thread boss and SAE J1926/1 boss.

② See specifications ISO7/1, BS EN 10226-1, DIN-2999, JIS B0203.

Ordering Information

Select an ordering number.

To order other valve body materials, replace **SS** in the ordering number with **B** for brass or **S** for carbon steel.

Example: **B-4P-2F**

Cleaning and Packaging

Every Swagelok bleed valve and purge valve is cleaned and packaged in accordance with Swagelok *Standard Cleaning and Packaging (SC-10)* (MS-06-62)

Options

Bleed Valve

Handle

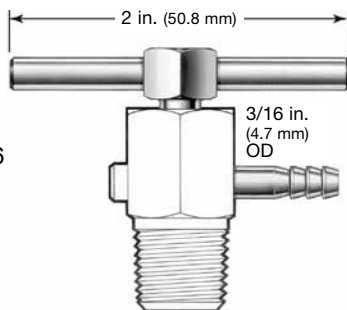
To order a Swagelok bleed valve with 316 SS/ASTM A276 or A479 bar handle, add **-SH** to the ordering number.

Example: SS-BVM4-**SH**

Barbed Vent Tube

The barbed vent tube enables use of soft plastic or rubber tubing at the valve outlet. Tube material is 316 SS/ASTM A269. To order, add **-C3** to the ordering number.

Example: SS-BVM2-**C3**



Purge Valve

PTFE Ball

The Swagelok purge valve with PTFE ball provides leak-tight shutoff with finger pressure and features a removable cap for easy ball replacement.

Pressure Rating: 200 psig at 100°F (13.7 bar at 37°C)

Temperature Rating: 350°F (176°C).

To order a Swagelok purge valve with PTFE ball, add **-TFE** to the ordering number.

Example: SS-4P-2F-**TFE**

Additional Valve Materials

Alloy 625, alloy 825, and Alloy 2507 super duplex stainless steel materials are available for bleed valves. See the *Bleed Valves, Special Alloy Materials—BV Series* catalog, MS-02-356.

⚠ To increase service life, ensure proper valve performance, and prevent leakage, apply only as much torque as is required to achieve positive shutoff.

Caution: Do not mix or interchange parts with those of other manufacturers.

About this document

Thank you for downloading this electronic catalog, which is part of General Product catalog Swagelok published in print. This type of electronic catalog is updated as new information arises or revisions, which may be more current than the printed version.

Swagelok Company is a major developer and provider of fluid system solutions, including products, integration solutions and services for industry research, instrumentation, pharmaceutical, oil and gas, power, petrochemical, alternative fuels, and semiconductor. Our manufacturing facilities, research, service and distribution facilities support a global network of more than 200 authorized sales and service centers in 57 countries.

Visit www.swagelok.com to locate your Swagelok representative and obtain any information on features, technical information and product references, or to learn about the variety of services available only through authorized sales centers and service Swagelok.

Safe Product Selection

When selecting a product, the total system design must be considered to ensure safe, trouble-free performance. Function, material compatibility, adequate ratings, proper installation, operation, and maintenance are the responsibilities of the system designer and user.

Warranty Information

Swagelok products are backed by The Swagelok Limited Lifetime Warranty. For a copy, visit your Swagelok Web site or contact your authorized Swagelok representative.

Swagelok, Ferrule-Pak, Goop, Hinging-Colleting, IGC, Kenmac, Micro-Fit, Nupro, Snoop, Sno-Trik, SWAK, VCO, VCR, Ultra-Torr, Whitey—TM Swagelok Company
Aflas—TM Asahi Glass Co. Ltd.
AL-6XN—TM Allegheny Ludlum Corporation
AutoCAD—TM Autodesk, Inc.
CSA—TM Canadian Standards Association
DeviceNet—TM ODVA
Kalrez, Krytox—TM DuPont
Elgiloy—TM Elgiloy Specialty Metals
FM—TM FM Global
Grafoil—TM GrafTech International Holdings, Inc.
MAC—TM MAC Valves Inc.
Microsoft, Windows—TM Microsoft Corp.
NACE—TM NACE International
Nitronic—TM AK Steel Corporation
picofast—TM HansTurck KG
Pillar—TM Nippon Pillar Packing Company, Ltd.
Rapid Tap—TM Relton Corporation
15-7 PH, 17-7 PH—TM AK Steel Corp.
Sandvik—TM SandvikAB
Silconert—TM Silcotek Corporation
Simriz—TM Freudenberg-NOK
SolidWorks—TM SolidWorks Corporation
© 2017 Swagelok Company